

Lunch Budget Activity



What is it?

- A resource to support a child/young person with budgeting. This could be used a resource in preparing for transition to secondary school.
- Complete this activity with the student and/or share with the child/young person and their family.

How to use it


- Using the lunch menu example sheet on page 2, set a budget for your school lunch for the week.
- Choose items for lunch each day.
- Calculate how much it would cost for that day. Do this using a calculator and again without a calculator.
- Calculate how much is left over from your budget at the end of the day.

Day of the week	Mon	Tues	Weds	Thurs	Fri
Lunch items chosen					
Total cost					
How much money is left					

Lunch Budget Activity



Example Lunch Menu



£3.25 Burger



£1.50 Salad



£1.50 Fries



£2.25 Pasta



0.10p Sauce Sachet



£3.00 Baguette



£1.50 Soup



0.45p bread roll



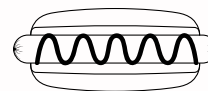
£1.25 Flapjack




£1.35 Fruit crumble



£1.30 Drink



£2.50 Hotdog



£2.00 Pizza



0.55p Water



£1.25 Spicy Rice




£1.75 Chicken
wings



£1.75 Jacket
Potato



0.50p + 1 filling



£1.00 + 2Fillings



£1.20 Fruit Pot